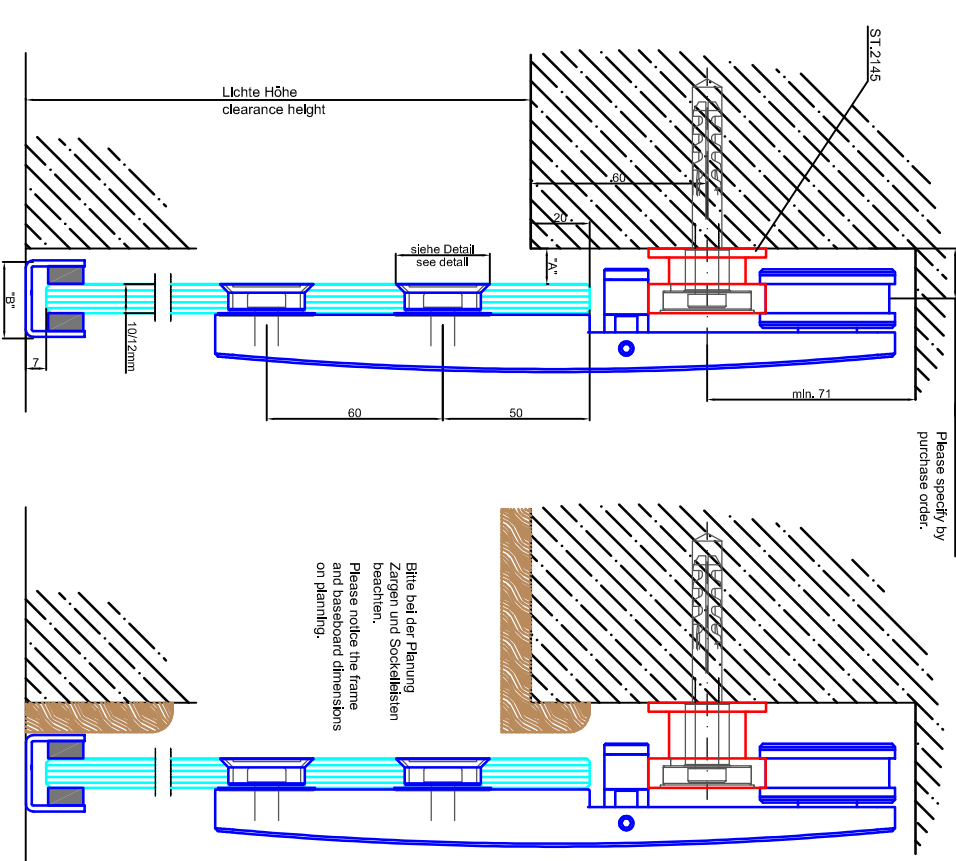
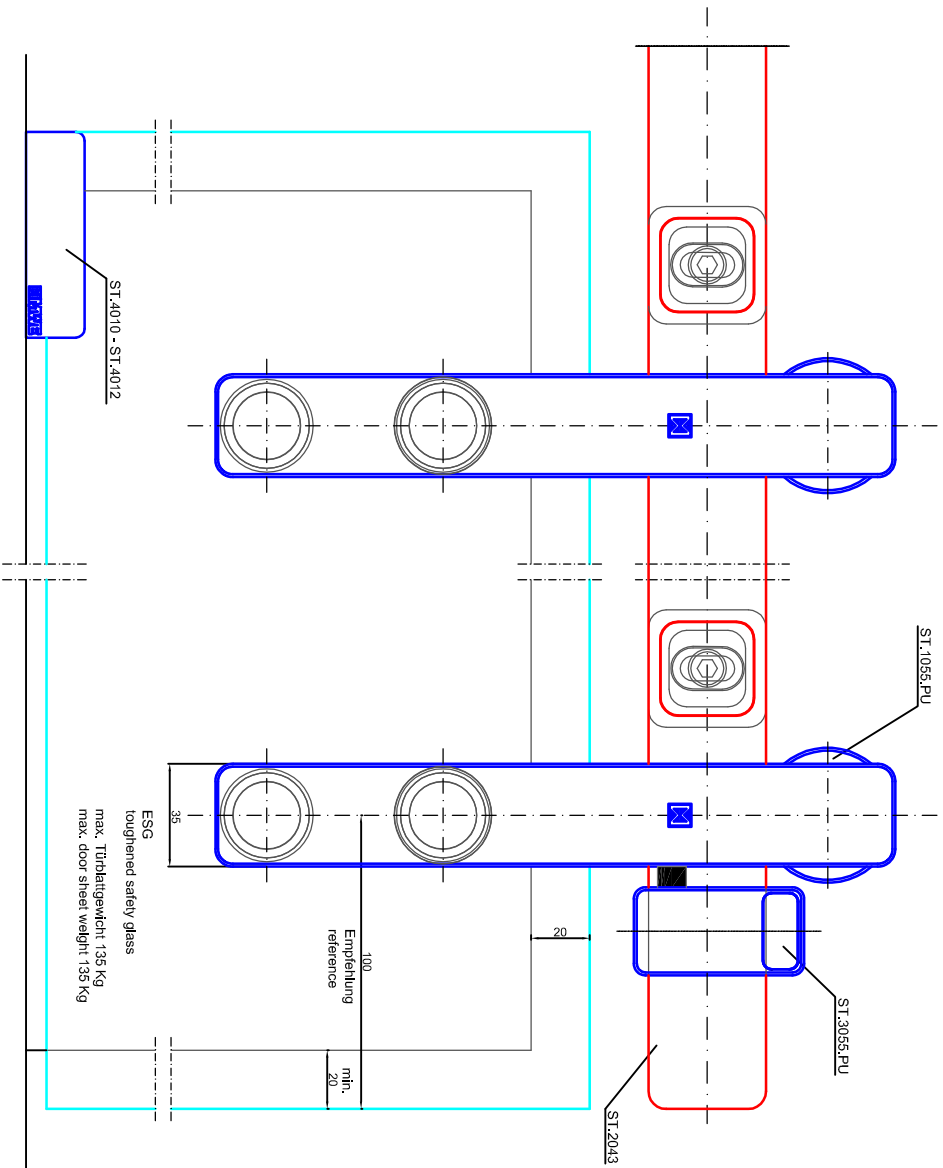


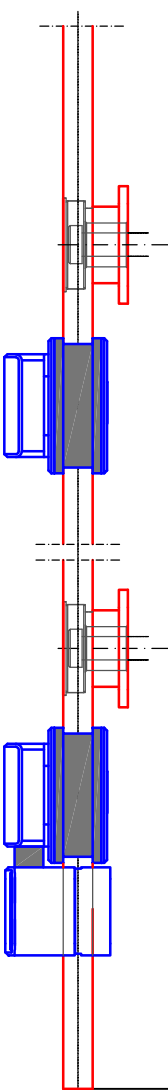
Bitte bei Bestellung  
17/21/24/27 mm  
angeben.  
34/39/44 mm

Please specify by  
purchase order.



Bitte bei der Planung  
Zargen und Sockelblechen  
beachten.  
Please notice the frame  
and baseboard dimensions  
on planning.

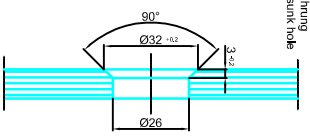
siehe / see Details: ST.2000.AF  
Empfehlung / reference



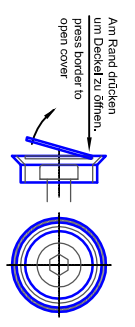
Maß dimension

glass	10mm	12mm
A	12,0mm	10,0mm
B	28mm	28mm

Detail Senkbohrung  
detail countersink hole



Detail Senkbohrung  
detail countersink single-point filing



Bezeichnung:	System Purist (Glastür - Befestigung an Wand)
description:	System Purist (glass door - wall connection)
Modell:	ST.1055.PU
CAD-Maßstab:	1:1
Modell:	Info@mwede
Druck:	20.01.2011

**MWE**  
Edelstahlmanufaktur GmbH  
Am Steinhilf 7  
D-48351 Everswinkel  
Tel.: +49(0)2582-9980-0  
Fax: +49(0)2582-9980-128  
www.mwede  
Info@mwede